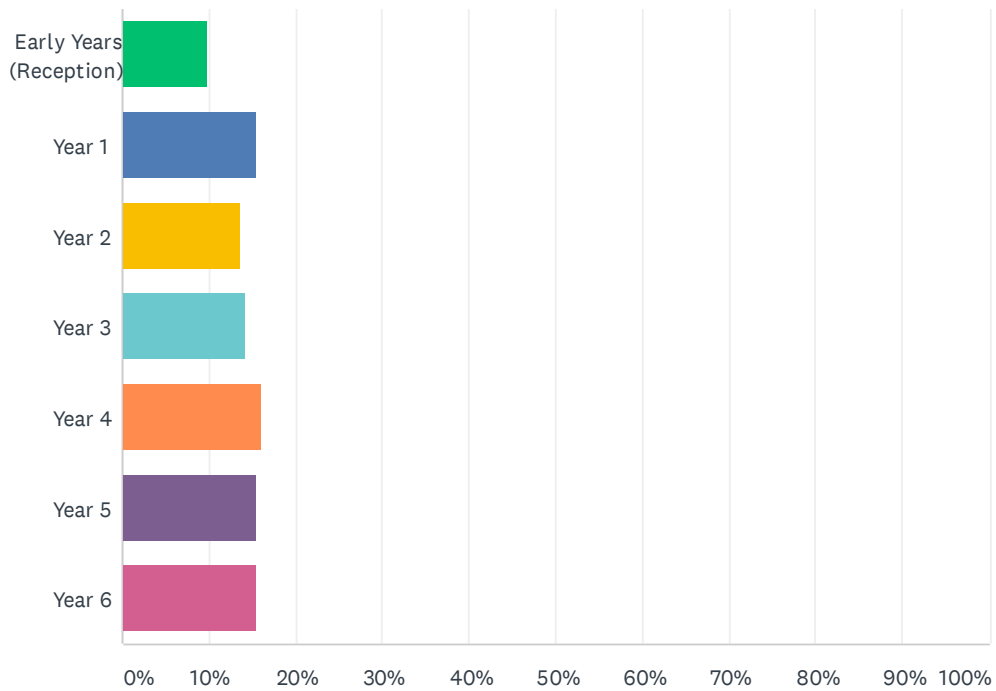


Q1 What is your child's name?

Answered: 162 Skipped: 0

Q2 What is your child's Year Group?

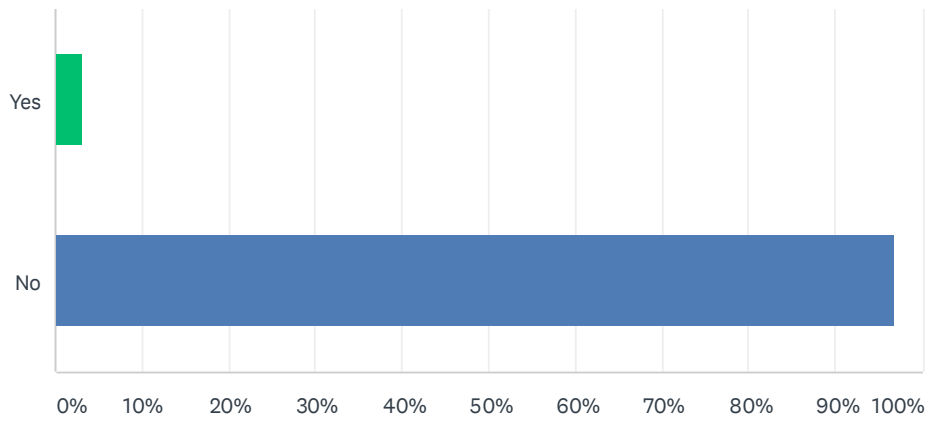
Answered: 162 Skipped: 0



ANSWER CHOICES	RESPONSES	
Early Years (Reception)	9.88%	16
Year 1	15.43%	25
Year 2	13.58%	22
Year 3	14.20%	23
Year 4	16.05%	26
Year 5	15.43%	25
Year 6	15.43%	25
TOTAL		162

Q3 Does your child have Special Educational Needs?

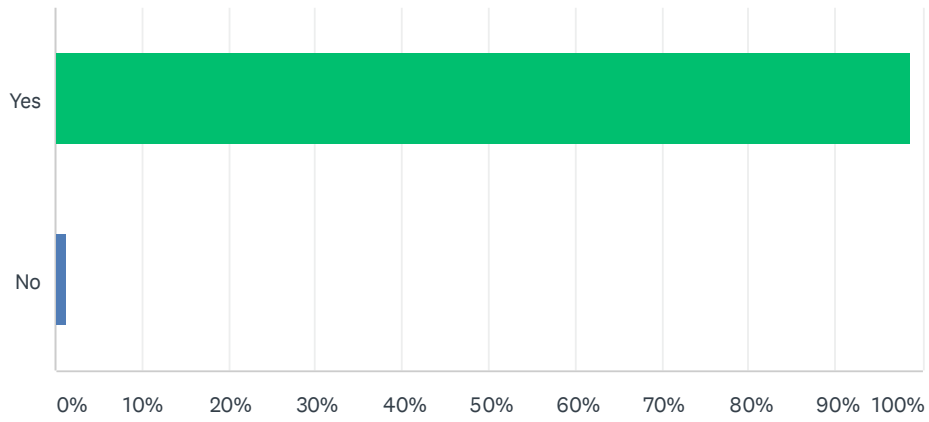
Answered: 162 Skipped: 0



ANSWER CHOICES	RESPONSES	
Yes	3.09%	5
No	96.91%	157
TOTAL		162

Q4 Does your child have enough access to technology to support learning at home?

Answered: 162 Skipped: 0



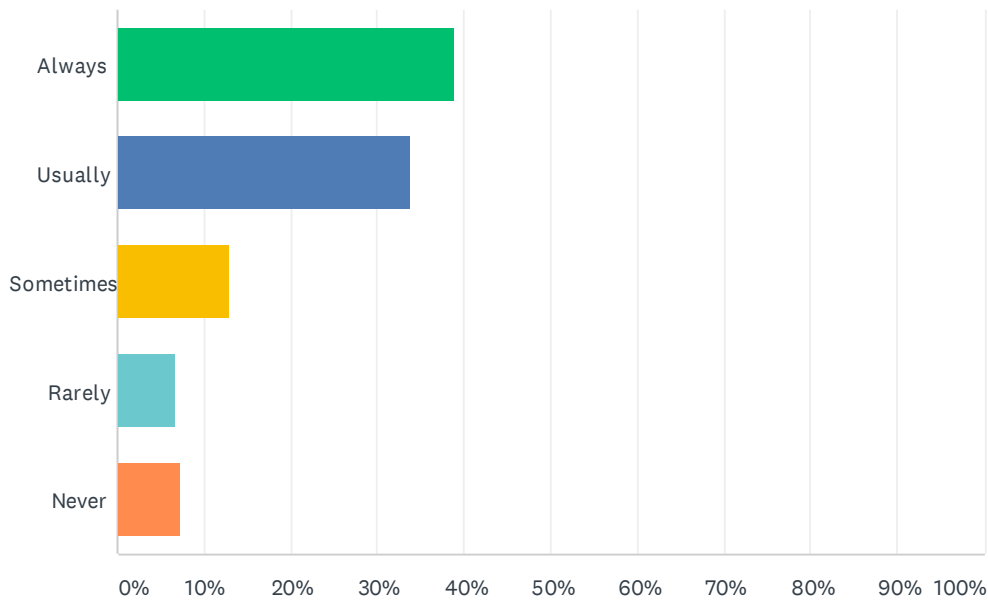
ANSWER CHOICES	RESPONSES	
Yes	98.77%	160
No	1.23%	2
TOTAL		162

Q5 If you answered 'No' to Q4, please tell us what your technology issues are?

Answered: 39 Skipped: 123

Q6 Is your child taking advantage of the Live Sessions with their teachers?

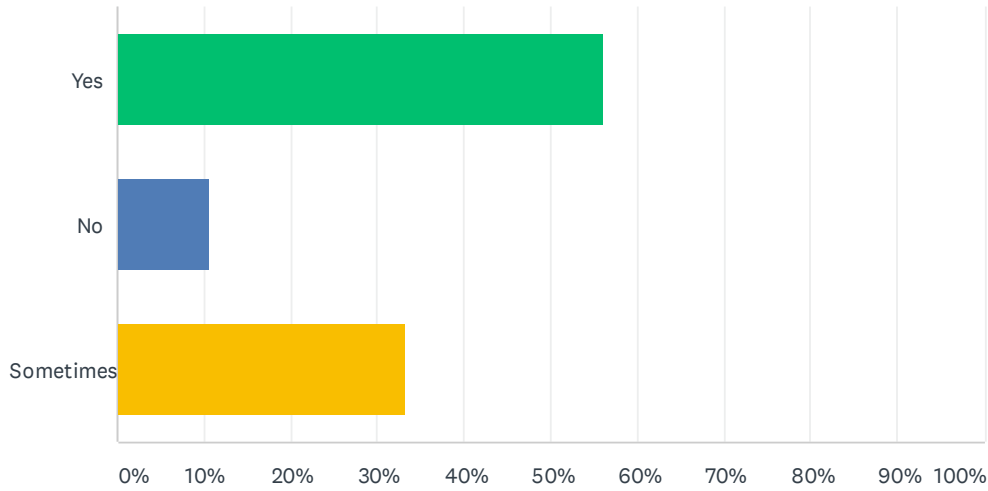
Answered: 162 Skipped: 0



ANSWER CHOICES	RESPONSES	
Always	38.89%	63
Usually	33.95%	55
Sometimes	12.96%	21
Rarely	6.79%	11
Never	7.41%	12
TOTAL		162

Q7 Thinking about your response to Q6. Do the Live Sessions help motivate your child to continue working independently and complete the tasks set?

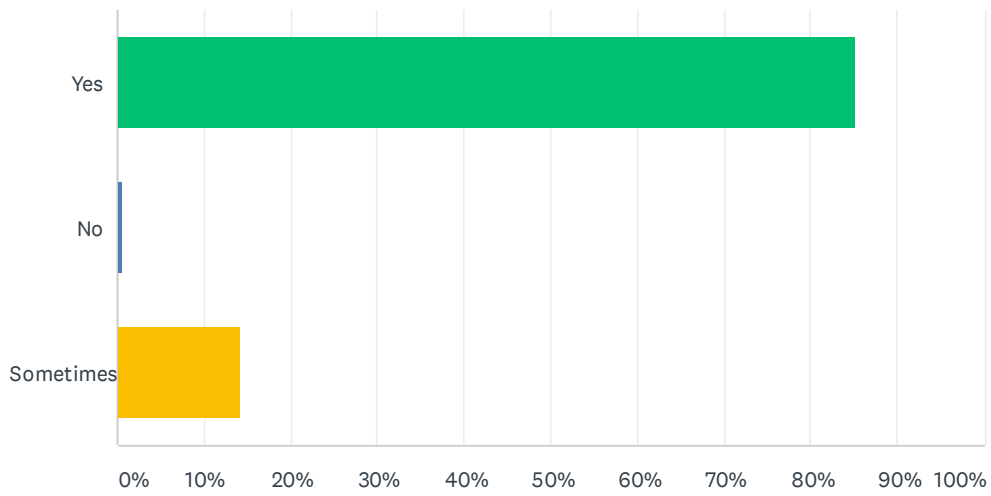
Answered: 150 Skipped: 12



ANSWER CHOICES	RESPONSES	
Yes	56.00%	84
No	10.67%	16
Sometimes	33.33%	50
TOTAL		150

Q8 Does the planning from their teacher enable your child to access work that is appropriate to their ability?

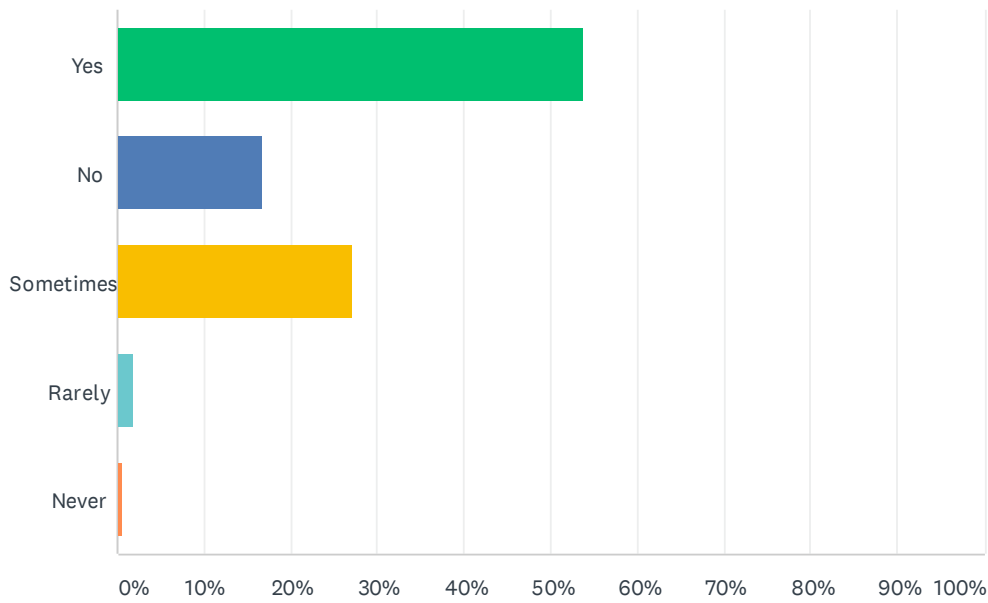
Answered: 162 Skipped: 0



ANSWER CHOICES	RESPONSES	
Yes	85.19%	138
No	0.62%	1
Sometimes	14.20%	23
TOTAL		162

Q9 Do you feel that there is a good balance between on screen and off screen learning?

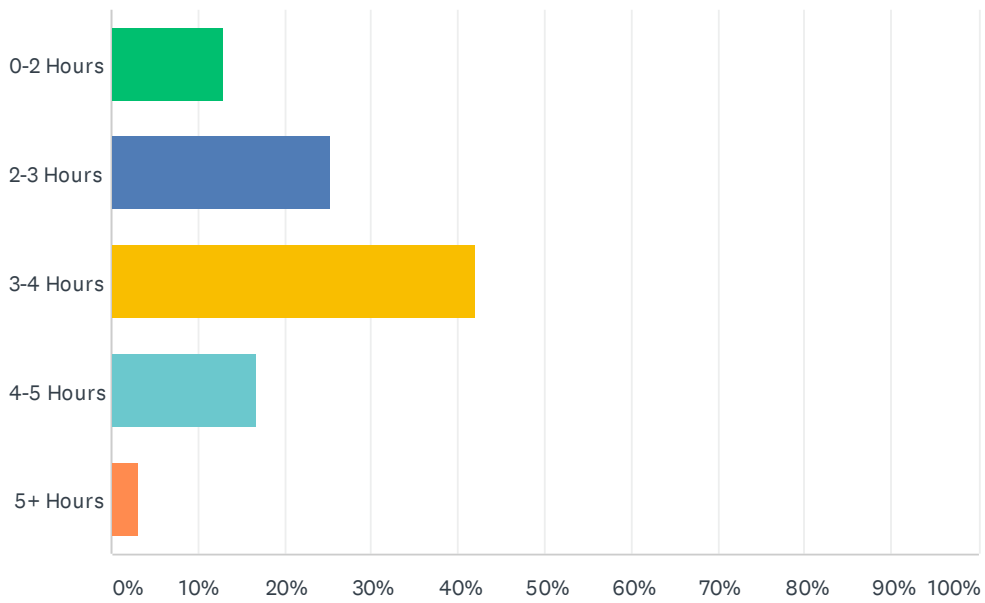
Answered: 162 Skipped: 0



ANSWER CHOICES	RESPONSES	
Yes	53.70%	87
No	16.67%	27
Sometimes	27.16%	44
Rarely	1.85%	3
Never	0.62%	1
TOTAL		162

Q10 How much time a day on average does your child engage in home learning? (Monday-Friday)

Answered: 162 Skipped: 0



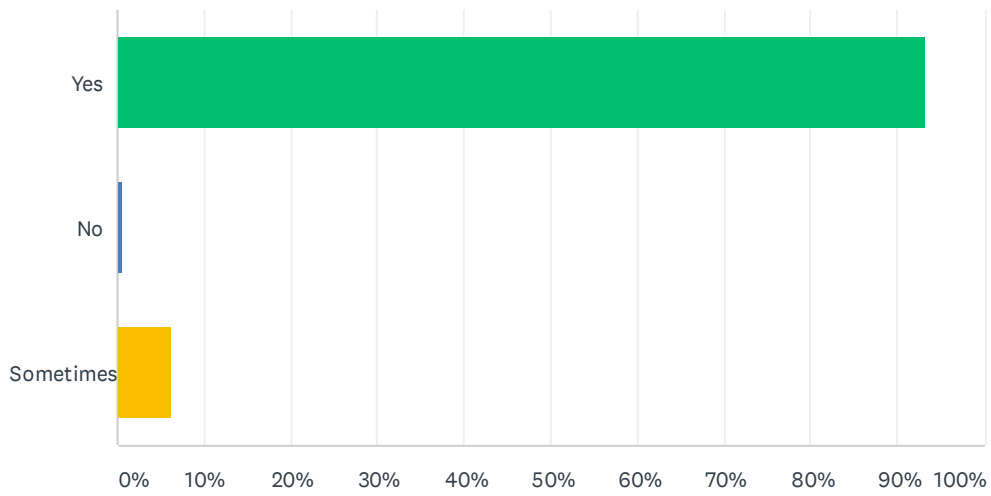
ANSWER CHOICES	RESPONSES	
0-2 Hours	12.96%	21
2-3 Hours	25.31%	41
3-4 Hours	41.98%	68
4-5 Hours	16.67%	27
5+ Hours	3.09%	5
TOTAL		162

Q11 Is there anything else we can reasonably do as a school to support learning at home?

Answered: 108 Skipped: 54

Q12 Overall, do you feel that you have had good support and communication from the school in this time?

Answered: 162 Skipped: 0



ANSWER CHOICES	RESPONSES	
Yes	93.21%	151
No	0.62%	1
Sometimes	6.17%	10
TOTAL		162